



Agromet Advisory Bulletin for the District, Malappuram

(Valid from 15.02.2025 to 19.02.2025)

(Issued jointly by Kerala Agricultural University Regional Agricultural Research Station Pilicode & India Meteorological Department)



Bulletin Number: Pilicode/Mpm-13/2025 **Date:** 14/02/2025

A. Weather Summary of preceding four days





Rainfall, mm	Max. temp., °C	Min. temp., °C	R. H., %	Wind speed, Km/h
0.0	33.4 – 34.2	22.4 – 24.5	45 – 74	08– 12





B. Weather forecast for next five days

Parameters	15-02-2025	16-02-2025	17-02-2025	18-02-2025	19-02-2025
Average Rainfall, mm	0	0	0	0	0
Max. Temp, °C	34	34	34	34	34
Min. Temp, °C	25	25	25	25	25
Max. Relative Humidity, %	69	69	69	69	69
Min. Relative Humidity, %	45	45	45	45	45
Wind speed, km/h	2	2	2	2	2
Wind direction, degrees	250	250	250	250	270
Total cloud cover, octa	5	6	4	2	5

C. Agrometeorological Advisories

Crop	Stages	Problems	Agro-meteorological advisories
General conditions	No Rainfall **		
	<p>The sky will be cloudy. High relative humidity will be experienced.</p> <p>Low night temperature and high day temperature will be experienced. Hence there will be distinct difference between day time temperature and night temperature.</p> <p>No rainfall from February 14 to 18.</p>		
General Recommendations	<p>Mulch the crop basins.</p> <p>Irrigate the crop when the water is available in the evening or early morning. Adopt drip irrigation method for maximum water use efficiency.</p> <p>Foliar spray of nitrogen fertilizers and micronutrients during the dry spell protects and improves the endurance of crop to the drought conditions.</p> <p>Repair and rejuvenate local water bodies before the rainy season.</p> <p>Remove the weeds from fields. Those weeds can be used for mulching to avoid water loss. Take up hoeing or intercultural operations to make soil dust mulch to conserve soil moisture, remove weeds and break soil surface crust.</p> <p>Restrict the application of chemical fertilizers and poultry manure in un- irrigated areas.</p> <p>Apply lime on tree trunk.</p>		

Coconut	All stages	Drought Management	<ol style="list-style-type: none"> 1) Cut two green leaves from the bottom layer, to reduce the water loss from the tree. 2) Apply compost/dried leaves in the basins to increase water holding capacity. 3) Adopt drip irrigation. This will minimize the irrigation water loss. Protect the newly planted young seedlings from direct sunlight falling on it by providing good shades.
Paddy	Grain filling stage	Rice bug 	Apply Azadiractin 3000ppm stock after diluting in water @ 3ml/L. To have a better control add and stir one to two ml. of Malathion 50EC per litre of the diluted Azadiractin solution before applying. The spraying should be done in the evening, immediately after sunset.
Coconut	Various stages	Leaf eating caterpillar 	The season is congenial for the spread of leaf eating caterpillars in coastal areas. Cut and burn the affected leaves. Release larval parasitoids, <i>Goniozus nephantidis</i> , @10 nos/palm (4-6 release) on the trunk
Mango	Fruit maturing stage	Mango fruit flies 	Collect and destroy the fallen fruits by taking deep pits atleast 60 cm depth. Set up pheromone trap (methyl eugenol trap) @ 1 trap/15 cents.
Cashew	Flushing and flowering stage	Tea mosquito bug attack and associated fungal diseases 	Spray of combination of Mancozeb (@2g/litre) + Ekalux (2ml/litre)

Arecanut	Seedlings (3-4 years)	Leaf blight ,Bud rot 	Leaf blight :Apply 1% Bordeaux mixture
Arecanut	Bearing palms	Inflorescence die back and button shedding 	Warm humid conditions may cause this disease. Spray Hexaconazole (Contaf) 1 ml/litre or Bordeaux mixture 1%. Repeat after 20-25 days.
Okra	All stages	Shoot and Fruit borer 	Spray neem oil emulsion @ 5 %, at intervals of 15 to 20 days. Or Spraying with quinalphos 25 EC (2 ml per litre of water).
Cowpea	All stages	Aphid 	Spay 3% Neemoil garlic emulsion or Dimethoate @ 2 ml/L

**** Warning colour codes of rainfall (for disaster management)**

Warning (Take actions)	Alert (Be prepared)	Watch (Be updated)	No warning (No actions)
-------------------------------	----------------------------	---------------------------	--------------------------------

Sd/-
Nodal Officer,
GKMS Project, RARS Pilicode