



Agromet Advisory Bulletin for the District, Kozhikode

(Valid from 04.12.2024 to 08.12.2024)

(Issued jointly by Kerala Agricultural University Regional Agricultural Research Station Pilicode & India Meteorological Department)



Bulletin Number: Pilicode/Kkd-97/2024	Date: 03/12/2024
--	-------------------------

A. Weather Summary of preceding five days





Rainfall, mm	Max. temp., °C	Min. temp., °C	R. H., %	Wind speed, Km/h
225.6	28.0 – 34.2	23.9 – 27.2	53 – 98	00 - 12




B. Weather forecast for next five days

Parameters	04-12-2024	05-12-2024	06-12-2024	07-12-2024	08-12-2024
Average Rainfall, mm	10	2	2	0.4	2
Max. Temp, °C	28	29	30	32	33
Min. Temp, °C	24	25	25	25	25
Max. Relative Humidity, %	94	94	94	94	94
Min. Relative Humidity, %	53	53	53	53	53
Wind speed, km/h	2	2	2	4	2
Wind direction, degrees	250	200	250	270	320
Total cloud cover, octa	8	8	8	8	8

C. Agrometeorological Advisories

Crop	Stages	Problems	Agro-meteorological advisories
General conditions	Light to Moderate Rainfall **		
	<p>The sky will be cloudy. High relative humidity will be experienced.</p> <p>Low night temperature and high day temperature will be experienced. Hence there will be distinct difference between day time temperature and night temperature.</p> <p>There will be isolated heavy rainfall ((From 64.5 mm to 115.5 mm within a time span of 24 hours) on December 3.</p> <p>There will be light to moderate rainfalls (From 15.5 mm to 64.4 mm within a time span of 24 hours) From December 4 to 7.</p>		
General Recommendations	<p>Drain the stagnating water from the cultivated areas if heavy water stagnations occurs.</p> <p>Harvest the matured crops and transport to store houses quickly. Do not heap the harvested produces in the field itself or in open places.</p> <p>Do not attempt to dry the products like rice, rubber, copra, pulses, vegetable seeds, etc directly under sun.</p>		

	<p>Give propping to all soft slender stemmed crops like banana, vegetables, climbers etc. Clean the drainage channels in crop lowlands to enable proper drainage of excess water in case of exigencies if any.</p> <p>Maintain hygiene conditions in crop fields. Infected and fallen nuts, leaves and tree parts should be removed from the fields and burnt.</p> <p>Keep animal feeds, seeds, fertilizers etc. in termite free and moist free rooms on elevated platforms coated with wooden panels.</p> <p>Use sticking agents also while spraying. Don't take rest under trees and weak roof structures. Likewise the animals also should not be sheltered under weak roof and under trees. Beware of lighting.</p>		
Coconut	Newly planted seedlings	Flood/Water stagnation in the basin	<p>After the cessation of rainfall remove the stagnating water from the basins quickly. Rake the soil and incorporate lime @ 500g/plant.</p> <p>Thoroughly examine the crown. Remove the soil if any from the crown and apply 1% Bordeaux Mixture.</p>
Banana	All stages	Pseudostem weevil 	<p>Adopt field sanitation.</p> <p>Remove the affected parts and burn it using kerosene.</p> <p>Apply Beauveria bassiana @ 20 g l⁻¹ at 5, 6 and 7 month after planting.</p>
Cucurbit Vegetables	Planting	Downy mildew 	<p>As a prophylactic measure apply 'Mancozeb' (@ 2g/l of water). If disease appeared, spray Akomin® (@3ml/L) on both surfaces of the leaves, thrice at 15 days interval. Remove and burn out the infested leaves.</p>
Cucurbitaceus Vegetables	Flowering and fruit setting	Melon fruit flies 	<p>Keep pheromone traps.</p> <p>Spray Malathion:- Mix 2 ml of Malathion in one litre of water. Dissolve 10g of jaggery in the solution to attract the flies. Spray this solution on lower sides of the leaves</p>
Tomato	Growing stage	Wilt 	<p>If disease is seen, spray Redmil® (2g/litre) or Akomin® (2ml/litre).</p>

Brinjal	Flowering and fruit setting	Shoot and Fruit borer 	Remove and destroy affected fruits and shoots. Spray chlorantraniliprole (coragen 3ml per 10 l of water) 2-3 times at weekly interval.
Chilli	Growth phase	Late spot 	Spray Mancozeb or Saaf (2g/litre of water) or Potassium phosphonate (2ml/litre of water)
Ginger and Turmeric	All stages	Rhizome rot 	Drain the field. Drench the field with 1% Bordeaux mixture.

Sd/-
Nodal Officer,
GKMS Project, RARS Pilicode

**** Warning colour codes of rainfall (for disaster management)**

Warning (Take actions)	Alert (Be prepared)	Watch (Be updated)	No warning (No actions)
-------------------------------	----------------------------	---------------------------	--------------------------------