



Agromet Advisory Bulletin for the District, Kannur

(Valid from 26.03.2025 to 30.03.2025)

(Issued jointly by Kerala Agricultural University Regional Agricultural Research Station Pilicode & India Meteorological Department)



Bulletin Number: Pilicode/Mpm-24/2025

Date: 25/03/2025

A. Weather Summary of preceding five days



Rainfall, mm	Max. temp., °C	Min. temp., °C	R. H., %	Wind speed, Km/h
6.2	34.2 – 34.8	24.2 – 26.1	61 – 84	02 – 04






B. Weather forecast for next five days

Parameters	26-03-2025	27-03-2025	28-03-2025	29-03-2025	30-03-2025
Average Rainfall, mm	1	0.5	0.1	0.1	0
Max. Temp, °C	35	35	35	35	35
Min. Temp, °C	25	25	25	25	25
Max. Relative Humidity, %	80	80	80	80	80
Min. Relative Humidity, %	65	65	65	65	65
Wind speed, km/h	4	3	12	10	8
Wind direction, degrees	290	270	320	320	320
Total cloud cover, octa	8	8	8	4	6

C. Agrometeorological Advisories

Crop	Stages	Problems	Agro-meteorological advisories
General Condition	Light to Moderate Rainfall**		
	Temperatures will be higher during the day. Atmospheric humidity will be normal.		
	There will be light to moderate rainfalls (From 2.5 mm to 64.4 mm within a time span of 24 hours) from March 25 to 27.		
	There will be light rainfalls (From 2.5mm to 15.5 mm within a time span of 24 hours) on March 28. No rainfall on March 29.		
Weather warning	Maximum temperatures are very likely to be around 37°C in Kannur district on March 25 and 26.		
Impacts	High rate of evaporation may occur from soil. Chances for attack of sucking pests. Direct exposure to sunlight may cause sunburn and injuries to human and animals. Provide shade net for vegetable crops and ensure irrigation.		
General Recommendations	Take care while drying the harvested products like rice, rubber, copra, pulses, vegetable seeds, etc directly under sun.		

	<p>Do not heap the harvested products in the field itself</p> <p>Give popping to all soft slender stemmed crops like banana, vegetables, climbers etc. Clean the drainage channels in crop lowlands to enable proper drainage of excess water in case of exigencies if any.</p> <p>Keep animal feeds, seeds, fertilizers etc. in termite free and moist free rooms on elevated platforms coated with wooden pannels.</p> <p>Avoid activities under open field conditions during 12 AM to 3 PM on the days with high temperature.</p> <p>Also do not expose livestock to such unfavorable weather conditions.</p>		
Coconut	All stages	Drought Management	<ol style="list-style-type: none"> 1) Cut two green leaves from the bottom layer, to reduce the water loss from the tree. 2) Apply compost/dried leaves in the basins to increase water holding capacity. 3) Adopt drip irrigation. This will minimize the irrigation water loss. <p>Protect the newly planted young seedlings from direct sunlight falling on it by providing good shades.</p>
Various crops	Various stages	<p>Sucking pests</p>  <p>The climate is favourable for the spread of sucking pests like mealy bug, jasids, aphids, mites, bugs etc. If not controlled properly they will act as vectors and may spread virus diseases.</p>	<p>To control the pests apply neem oil emulsion (5 ml. neem oil mixed in one litre of luke warm soap water solution)</p> <p style="text-align: center;">Or</p> <p>Apply malathion 50 EC @ 2 ml + neem oil 4ml per litre of water</p>
Coconut	All stages	<p>Stem bleeding</p> 	<p>Reduce the nut load by harvesting all the matured and about to matured nuts</p> <p>Chisel out the affected parts and apply Hexaconazole (Contaf®) 5ml/litre solution in the wound. After getting the wound dried, immediately smear the spot with Rubbercoat®.</p> <p>Drench the palm basin (2m radius) with Hexaconazole (Contaf®), 50ml dissolved in 25 litre of water per palm at monthly intervals, for 5months or till the disease fully disappears.</p> <p>Spread lime thickly in the basins and incorporate with the soil.</p>

Banana	All stages	<p>Pseudostem weevil</p> 	<p>Ensure field sanitation. Apply EPN infected Cadaver (@ 4 numbers per plant) in the middle whorls of the leaves during 5th and 6th months after planting (Cadaver is available at KAU Banana Research Station, Kannara. Contact number: 9605758722)</p>
Okra	All stages	<p>Shoot and Fruit borer</p> 	<p>Spray Chlorantraniliprole (Coragen®) (@ 3ml per 10 litres of water) after harvesting all about to mature fruits. The next harvesting can be made only after seven days from the spraying.</p>
Cucurbitaceous vegetables	All stages	<p>Downy mildew</p> 	<p>Downy mildew: As a prophylactic measure apply 'Mancozeb'(@ 2g/l of water). If disease appeared, spray Akomin® (@3ml/L) on both surfaces of the leaves, thrice at 15 days intervals.</p>
Mango	Fruit maturing stage	<p>Mango fruit flies</p> 	<p>Harvest matured mangoes before ripening. Mix cool water and boiling water in equal proportion and dissolve common salt at the rate of one tablespoon per liter of the water mix. Dip the harvested matured mangoes in this warm saline solution for two minutes. After that take out the mangoes, wipe the water on them with cotton cloths and keep for ripening.</p>
Animal Husbandry	All stages	<p>Summer Stress</p> 	<p>The rise in temperature will affect the thermoregulatory mechanism of dairy cattle. This will cause increase in body temperature, rapid shallow breathing, increased heart rate, profuse salivation, and reduced feed intake. This in turn results in severe production loss and reduced breeding efficiency in dairy cattle.</p> <p>Provide pure drinking water to the dairy cattle (45 to 60 litres of water), Allow grazing only during the cooler parts of the day. Provide shading. Shelter them in thatched roofings of minimum 9 ft.</p>

			height with ample ventilation. Providing fans, misting and fogging assembly in cattle sheds will help them to regulate body temperature. Also ensure minerals fortified feeds.
--	--	--	--

**** Warning colour codes of rainfall (for disaster management)**

Warning (Take actions)	Alert (Be prepared)	Watch (Be updated)	No warning (No actions)
-------------------------------	----------------------------	---------------------------	--------------------------------

Sd/-
Nodal Officer,
GKMS Project, RARS Pilicode