



Agromet Advisory Bulletin for the District, Kannur

(Valid from 07.01.2026 to 11.01.2026)

(Issued jointly by Kerala Agricultural University Regional Agricultural Research Station Pilicode & India Meteorological Department)



Bulletin Number: Pilicode/ Knr - 02/2026

Date: 06/01/2026

A. Weather Summary of preceding five days






Rainfall, mm	Max. temp., °C	Min. temp., °C	R. H., %	Wind speed, Km/h
0.0	32.1 – 34.8	21.8 – 23.8	55 – 81	02– 08


B. Weather forecast for next five days

Parameters	07-01-2026	08-01-2026	09-01-2026	10-01-2026	11-01-2026
Average Rainfall, mm	0	0	0	0	0
Max. Temp, °C	33	33	33	33	33
Min. Temp, °C	22	22	22	22	22
Max. Relative Humidity, %	65	65	65	65	65
Min. Relative Humidity, %	55	55	55	55	55
Wind speed, km/h	4	3	4	3	4
Wind direction, degrees	270	250	230	270	340
Total cloud cover, octa	3	4	3	7	7

C. Agrometeorological Advisories

Crop	Stages	Problems	Agro-meteorological advisories
General Condition	No Rainfall**		
	The sky will be partially cloudy. Atmospheric humidity will be normal. Low night temperature and high day temperature will be experienced. Hence there will be distinct difference between day time temperature and night temperature.		
Weather warning	No rainfall from January 07 to 11.		
Impacts	Damages and losses may occur for crops having slender stems like banana and vegetables. High temperature during daytime may cause high rate of evaporation of water from the soil. Direct exposure to sunlight may cause sunburn and injuries animals.		
General Recommendations	Give popping to all soft slender stemmed crops like banana, vegetables, climbers etc Provide mulching to crops to reduce waterloss from soil. For mulching, the trashes used should be free of any pest and diseases. Avoid the trashes of the same species as mulch. This will help to prevent the multiplication of crop specific pest and disease causing organisms. Powdering the top soil using a secondary tillage implement and spreading it uniformly over the field, will help to conserve water for a long period of time in the fields. Adopt drip irrigation method for maximum water use efficiency. Provide shade net for vegetable crops and ensure irrigation. Donot keep animals under open conditions for a long time. Provide sufficient drinking water to them.		

Rice	Tillering	<p>Leaf folder</p> 	<p>If leaf folder attack is seen, unfold the leaves by rolling thorny wires/twigs over the canopy. If the attack is severe spot spraying of flubendiamide 39.35%SC @ 1.0 ml/10L is recommended. Attack will be more in shaded conditions. Avoid excessive Nitrogenous fertilizers</p>
Coconut	All stages	<p>Rhinoceros beetle</p>  <p>Dwarf varieties and young palms are more vulnerable to the attack.</p>	<p>Take out the beetles from the attacked palm crown using beetle hook. Swab the hole made by the beetles with Bordeaux paste to prevent entry of fungus through the cut surface.</p> <p>Old fishnets can be used for controlling the pest. Cut the nets into pieces of size 1m x 0.5m. Keep the middle portion of the net, lengthwise into the axils of 3rd and 4th leaf whirls of the palm. Push the net firmly with small stones into the axils. The hanging sides of the net should be kept open. The beetles will be trapped in the nets and get destroyed. Care should be taken to move the nets to upper leaf axils accordingly while fresh leaves are emerging.</p>
Arecanut	All stages	<p>Spindle Bug</p> 	<p>Spray Dimethoate 30EC(1.5 ml/litre of water</p>
Various crops	Various stages	<p>Sucking pests</p>  <p>The climate is favourable for the spread of sucking pests like mealy bug, jassids, aphids, mites, bugs etc. If not controlled properly they will act as vectors and may spread virus diseases.</p>	<p>To control the pests apply neem oil emulsion (5 ml. neem oil mixed in one litre of luke warm soap water solution)</p> <p>Or</p> <p>Apply malathion 50 EC @ 2 ml + neem oil 4ml per litre of water</p>
Bitter gourd	All stages	<p>Fruit fly</p> 	<p>Setting up of pheromone trap(Cue lure @ 1/15 cent)</p> <p>+</p> <p>Spot application of 10 % jaggery containing 0.1 % malathion@1 spot/40 m² on underside of leaves at fortnight intervals.</p>

Cucurbitaceous vegetables	All stages	<p>Yellow mosaic virus</p> 	<p>Pull out the infected plants and burn or burry them.</p> <p>Spray difenthiuron @ 1g/ litre.</p>
---------------------------	------------	--	--

**** Warning colour codes of rainfall (for disaster management)**

Warning (Take actions)	Alert (Be prepared)	Watch (Be updated)	No warning (No actions)
-------------------------------	----------------------------	---------------------------	--------------------------------

Sd/-
Nodal Officer,
GKMS Project, RARS Pilicode